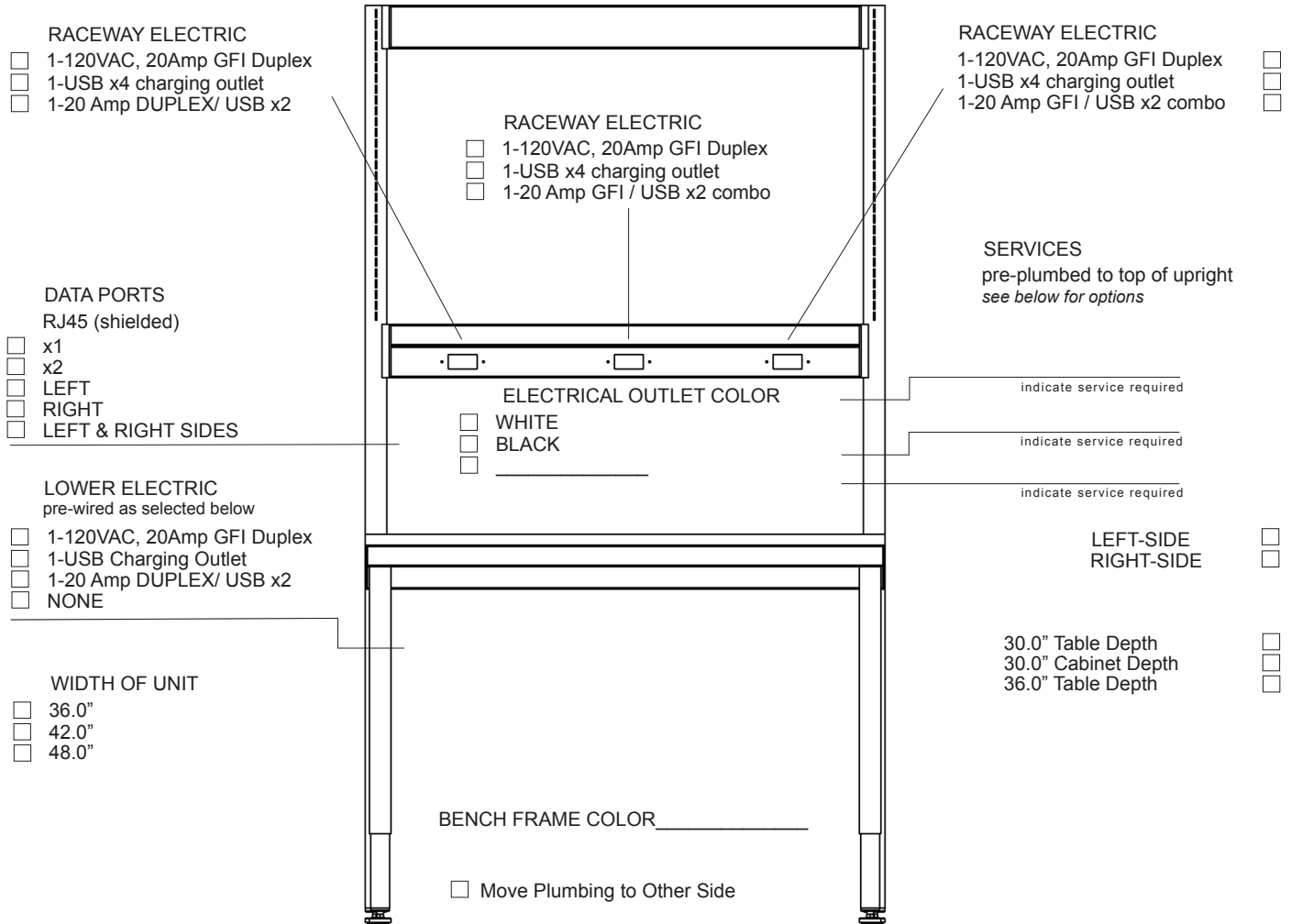


# SSB System

36.0" 42.0" and 48.0" width units

SPECIFICATION WORKSHEET - SINGLE SIDED, SINGLE-TUBE SUPPORT FRAME



## POWER

## PLUMBING

### ELECTRICAL WIRING OPTIONS

- Single-circuit 20A, 1- Straight-blade plug, 1 cord
  - Double-circuit 20A, 2- Straight-blade plugs, 2 cords
  - Single-circuit 20A, 1- Twist-lock plug, L5-20P (1x120v), 1 cord
  - Double-circuit 20A, 2- Twist-lock plug, L5-20P (2x120v), 2 cords
  - Double-circuit 20A, 1- Twist-lock plug, L14-20P (1x240v), 1 cord
- Specified length (top of bench to ceiling) \_\_\_\_\_

### ELECTRICAL PIGTAIL EXIT LOCATION

- Left
- Right
- Exit post near bottom

SEE PLUMBING ILLUSTRATION ON SECOND PAGE FOR HOSE TYPE, CONNECTIONS, and FIXTURES. SPECIFY IF BURNING GAS, OXYGEN, OR CLEAN GAS REQUIRED.

-Your notes:

---



---



---



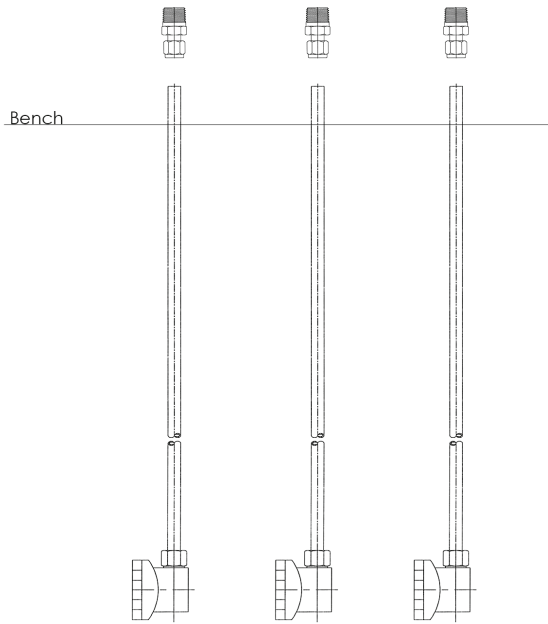
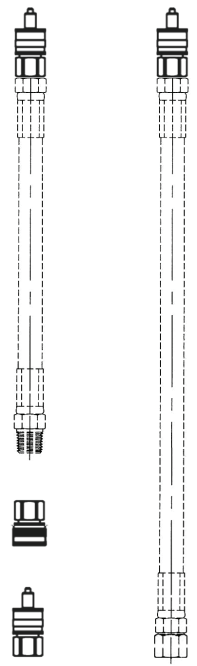
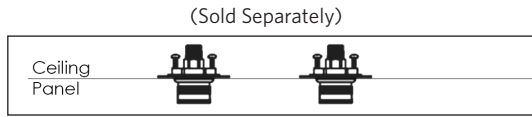
---

**SSB-\_\_\_\_-\_\_P\_\_D\_\_E**

example: **SSB-4830-3P2D4E**

48" wide X 30" deep

3 Plumbed Services  
2 Data Ports  
4 Electrical (inc lower)



- |                        |                          |                          |                          |
|------------------------|--------------------------|--------------------------|--------------------------|
|                        | A                        | B                        | C                        |
| PVC Hose (upper)       | <input type="checkbox"/> | <input type="checkbox"/> | <input type="checkbox"/> |
| Stainless Hose (upper) | <input type="checkbox"/> | <input type="checkbox"/> | <input type="checkbox"/> |

**A**  
 Internal  
 1/4" Copper Pipe with  
 Compression Fitting x  
 3/8" MNPT threads

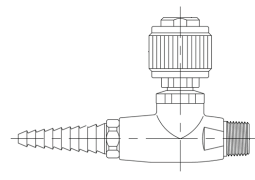
Junction  
 Keyed set Male/ Female  
 Quick-Connects

External  
 1/2" PVC HOSE  
 w/ Male Quick-Connect

**B**  
 Internal  
 1/4" Copper Pipe with  
 Compression Fitting x  
 3/8" MNPT threads

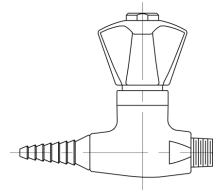
External  
 1/2" PVC HOSE  
 w/ Male Quick-Connect

**C**  
 Internal  
 1/4" Copper pipe with  
 Compression Fitting x  
 3/8" MNPT threads



Single, Needle Valve - Black Knob

FINISH: \_\_\_\_\_



Single, Needle Valve - ColorTech Knob

FINISH: \_\_\_\_\_

(There is a maximum of three fixtures per side)