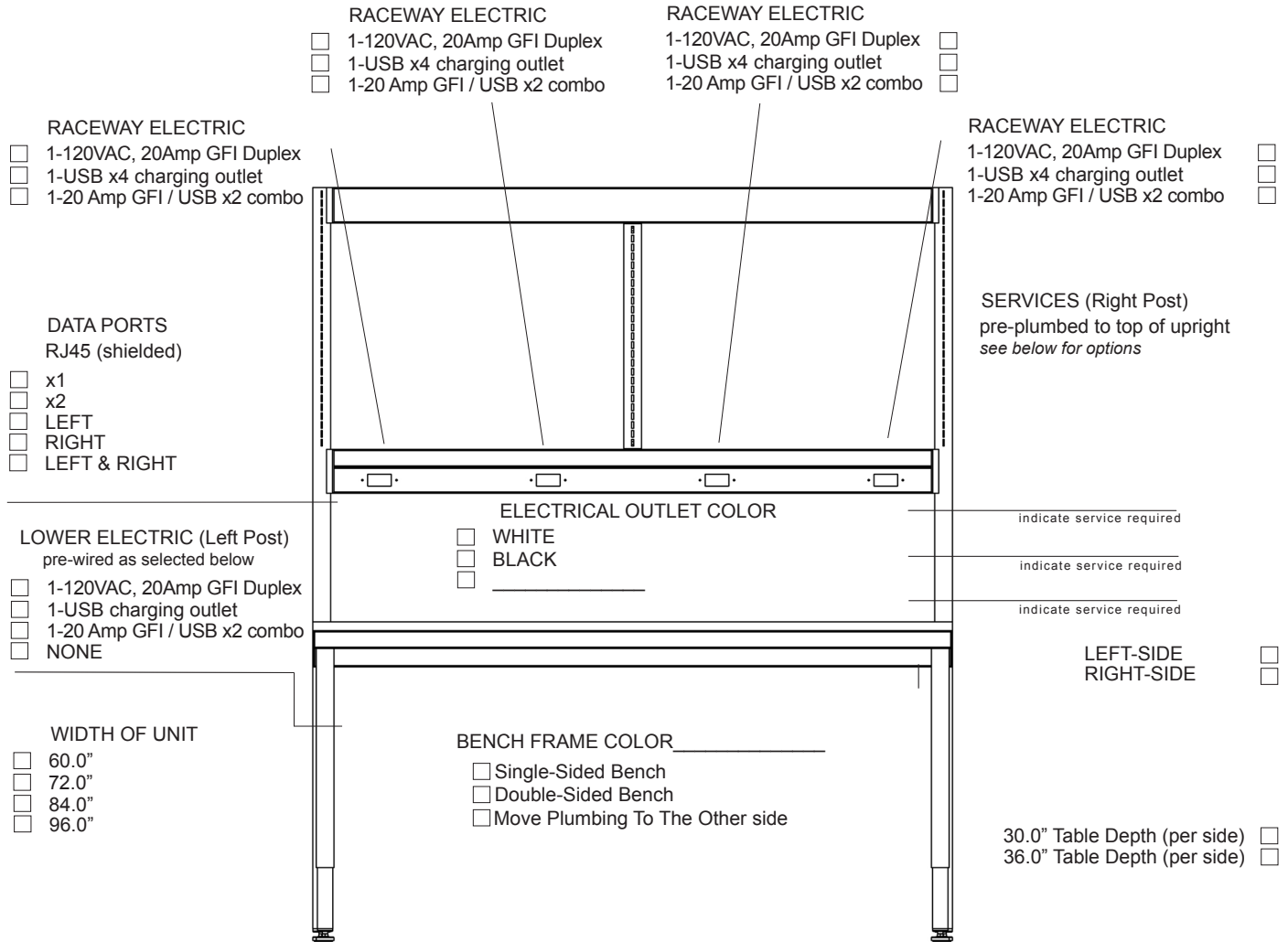


SSB System

60.0", 72.0", 84.0", and 96" width units

SPECIFICATION WORKSHEET - SINGLE-SIDED, SINGLE-TUBE SUPPORT FRAME



POWER

PLUMBING

- ELECTRICAL WIRING OPTIONS**
- Single-circuit 20A, 1- Straight-blade plug, 1 cord
 - Double-circuit 20A, 2- Straight-blade plugs, 2 cords
 - Single-circuit 20A, 1- Twist-lock plug, L5-20P (1x120v), 1 cords
 - Double-circuit 20A, 2- Twist-lock plugs, L5-20P (2x120v), 2 cords
 - Double-circuit 20A, 1- Twist-lock plug, L14-20P (1x240v), 1 cord
- Specified length (top of bench to ceiling) _____

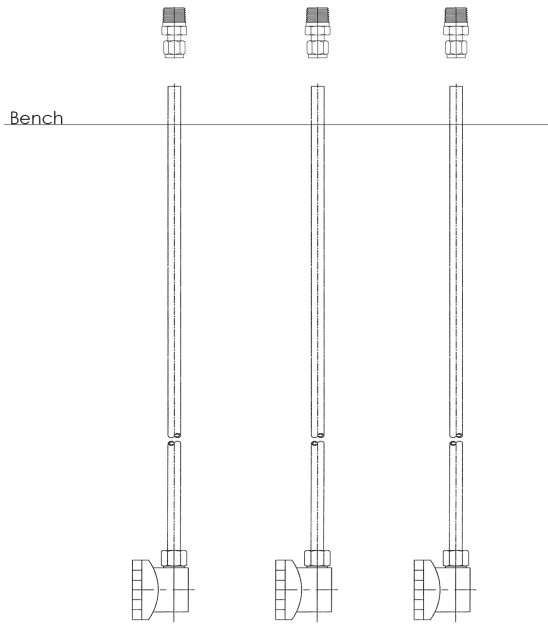
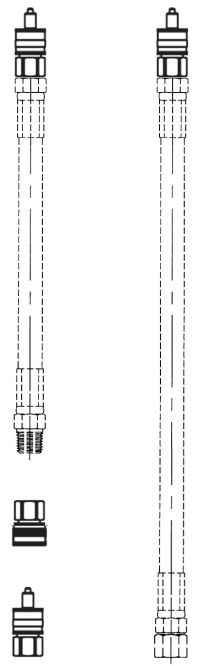
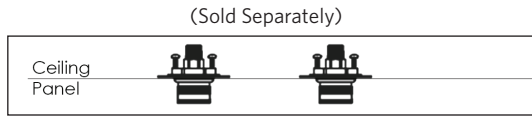
- ELECTRICAL PIGTAIL EXIT LOCATION**
- Left
 - Right
 - Exit post near bottom

SEE PLUMBING ILLUSTRATION ON SECOND PAGE FOR HOSE TYPES, CONNECTIONS, and FIXTURES. SPECIFY IF BURNING GAS, OXYGEN, OR CLEAN GAS REQUIRED.

-Your notes:

SSB-____-__P__D__E

example: **SSB-4830-3P2D4E** 3 Plumbed Services
2 Data Ports
48" wide X 30" deep (per side) 4 Electrical (inc lower)



	A	B	C
PVC Hose (upper)	<input type="checkbox"/>	<input type="checkbox"/>	<input type="checkbox"/>
Stainless Hose (upper)	<input type="checkbox"/>	<input type="checkbox"/>	<input type="checkbox"/>

A
 Internal
 1/4" Copper Pipe with
 Compression Fitting x
 3/8" MNPT threads

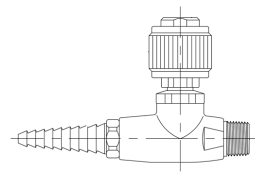
Junction
 Keyed set Male/ Female
 Quick-Connects

External
 1/2" PVC HOSE
 w/ Male Quick-Connect

B
 Internal
 1/4" Copper Pipe with
 Compression Fitting x
 3/8" MNPT threads

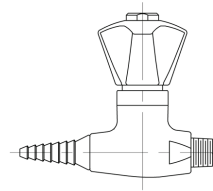
External
 1/2" PVC HOSE
 w/ Male Quick-Connect

C
 Internal
 1/4" Copper pipe with
 Compression Fitting x
 3/8" MNPT threads



Single, Needle Valve - Black Knob

FINISH: _____



Single, Needle Valve - ColorTech Knob

FINISH: _____

(There is a maximum of three fixtures per side)