

The Eliminator 800 Series

A basic fume hood for K-12 educational applications, the EH-800 series is similar in design and construction to the EH-300 (Thin Wall) hood, but with 5" (127 mm) posts to provide plumbing and electrical fixtures on the face of the hood. This hood has many of the same features found in other AMS hoods, but it is economically priced for secondary school budgets.

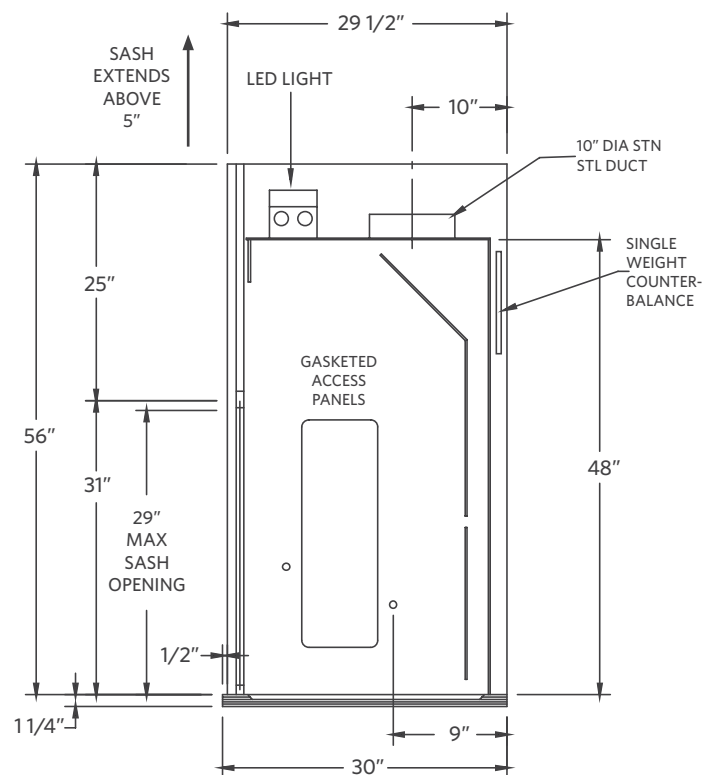
ELIMINATOR 800 - FLAT FRONT

Flat Front - Economical School Hood



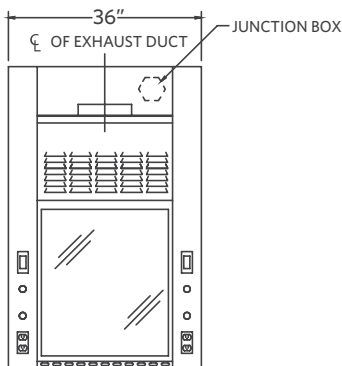
**U.L. 1805
Classified**

- Powder coat finish
- Full frame construction
- Shaft drive sash
- U.L. listed poly resin liner
- LED light with bulbs
- Knock down capability
- Full-length finger lift
- Louvered front for by-pass
- 10" round S/S duct collar

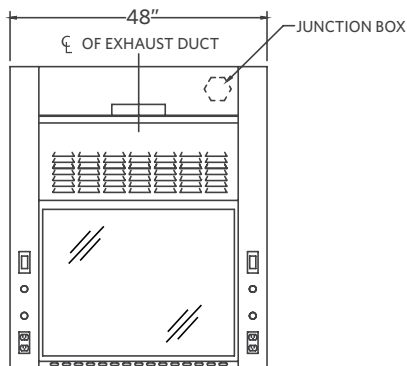


Part Number	Superstructure			Worktop			Hood Opening		CFM @ 29"*	CFM @ 18"*	SP	Blower Model #	Shipping Weight
	W	H	D	W	H	D	W	H					
EH-811-36	36"	56"	29-1/2"	36"	1-1/4"	30"	26"	29"	567	354	.25	BL-100-36	300
EH-811-48	48"	56"	29-1/2"	48"	1-1/4"	30"	38"	29"	833	521	.33	BL-100-48	360
EH-811-60	60"	56"	29-1/2"	60"	1-1/4"	30"	50"	29"	1100	688	.34	BL-100-60	440
EH-811-72	72"	56"	29-1/2"	72"	1-1/4"	30"	62"	29"	1367	854	.34	BL-100-72	520
EH-811-96	96"	56"	29-1/2"	96"	1-1/4"	30"	86"	29"	1900	1188	.40	BL-100-96	680

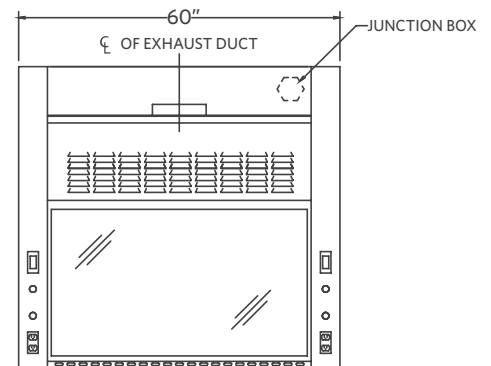
The Eliminator 800 Series



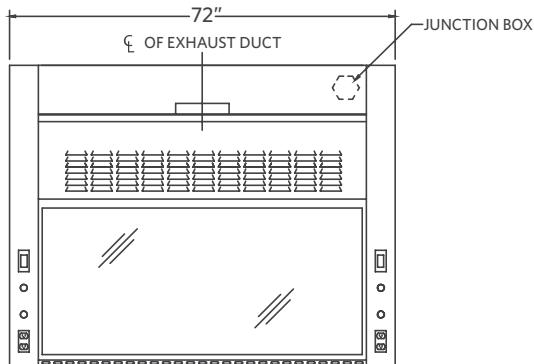
EH-811-36



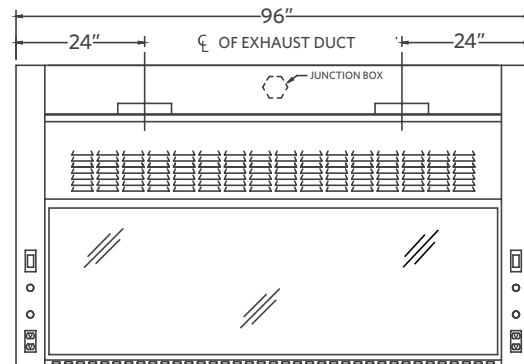
EH-811-48



EH-811-60



EH-811-72



EH-811-96

Accessories

ITEM	AMS PT#	PAGE #	ITEM	AMS PT#	PAGE #
Ceiling Enclosures	CE	33	Pre-Wiring	PREW	
Plumbing Accessories		34	Sash Stops	SASHSTOP	38
Electrical Accessories		35	Chain and Sprocket Drive	CHNSPK	CALL
Epoxy Tops	ET	39	Stainless Steel Sash	SS SASH	38
Alarms	ALARM	32	Push Button Sash	PUSH BUTTON	38
Base Cabinets	BC	36	Combination Sash	H&V	38
Blowers	BL	CALL	Auto Sash Return	AUTO RETURN	38
Pre-Plumbing	PREP		Lattice Assembly	LATTICE	CALL